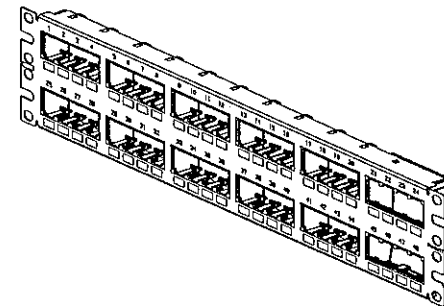
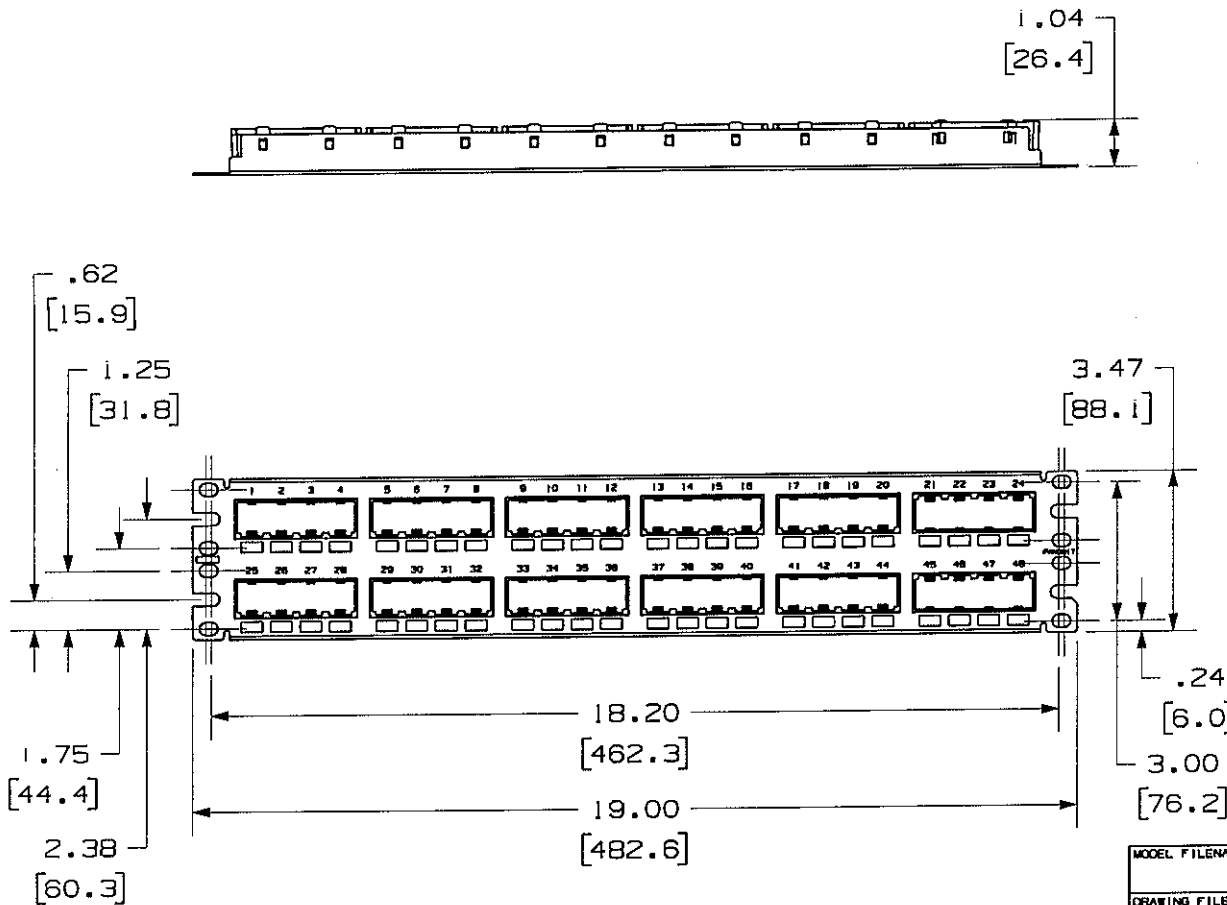


THIS COPY IS PROVIDED ON A RESTRICTED BASIS AND IS NOT TO BE USED IN ANY WAY DETRIMENTAL TO THE INTERESTS OF PANDUIT CORP.

PANDUIT P/N	WEIGHT
CPP48FMWBLY	11.2 LB/10 PCS (5087.2 g/10 PCS)

- NOTES:
- SEE CURRENT CATALOG FOR VARIOUS APPLICATIONS WITH THIS WIRING SYSTEM.
  - THE FLUSH MOUNT PATCH PANEL IS DESIGNED FOR MOUNTING TO 19" UNIVERSAL RACKS.
  - PACKAGE CONTENTS:
    - (1) -48 PORT STAMPING
    - (6) -8 POSITION FACEPLATE (ASSEMBLED TO PANEL)
    - (1) -SCREW KIT (INCLUDES FOUR #12-24 SCREWS)
    - (1) -SCREW KIT (INCLUDES FOUR M6 SCREWS)
  - DIMENSIONS IN PARENTHESIS ARE IN METRIC.



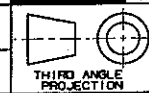
MODEL FILENAME	MO1668AA_CPP48FM_ASMBL_01.PRT	SIZE	A
DRAWING FILENAME	MO2479CV_DC75_00A.PRT		

NETWORK SYSTEMS  
MAY 26 2006  
ENGINEERING DEPT

MINI-COM 48 PORT FLUSH MOUNT  
MODULAR PATCH PANEL CUSTOMER DRAWING



I.I. NUMBER	N/A
PRODUCT SPEC	N/A
WORK INSTRUCTION	N/A
SCALE	NONE
PART NO.	CPP48FMWBLY



ALL DIMENSIONS ARE GIVEN IN INCHES, UNLESS OTHERWISE SPECIFIED.  
DIMENSIONAL TOLERANCES ARE:  
(.X) ± (.XX) ± .010(.3)  
(.XX) ± .03(.8) ANGLES ±

DRAWN BY  
JsP

MATERIAL:  
PANEL: 20 GAGE C.R.S.  
FACEPLATE: ABS

DRAWING NO.  
02479-075

DATE  
3-11-06

CHK'D  
MJD

REV	DATE	BY	CHK	DESCRIPTION	ECN	R	CUST	SUP	OTH
R	3-11-06	JsP	MJD	RELEASED TO PRODUCTION	02479-075				